

Getting Started - How to Join Us Virtually

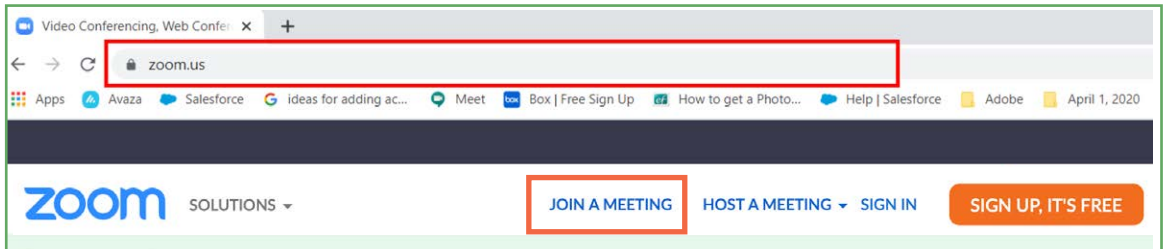
When you RSVP, we will provide you with a meeting ID

Zoom is free to attend our Lunch & Learn events. Join us on your computer, laptop, tablet or by phone.

Here's how to join on computer or phone with video

STEP 1:

In the internet search bar type "Zoom.us".

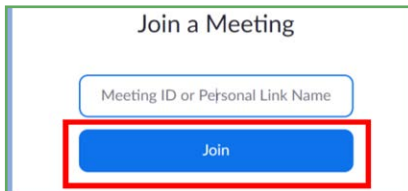


STEP 2:

Click "JOIN A MEETING"

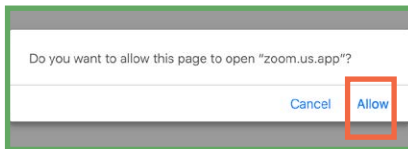
STEP 3:

Enter the meeting ID number and click the blue "JOIN"



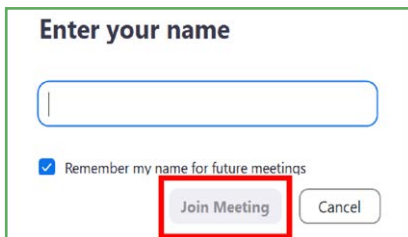
STEP 4:

You will be asked: *Do you want to allow this page to open Zoom app?* Select "Allow"



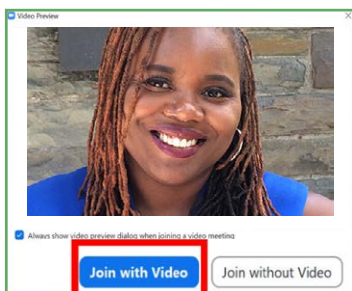
Step 5:

Enter "Your Name" as you would like it to appear in the meeting. You can also use initials for privacy. Then click the *Join Meeting* button. **Please note:** after you click *Join Meeting* here people are still not able to see you.



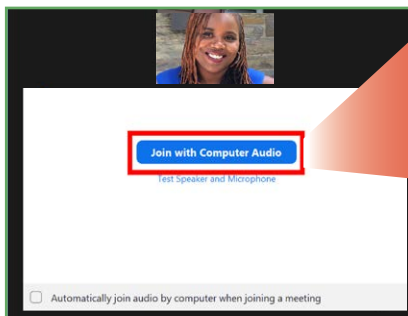
Step 6:

A preview screen will pop up and you will be able to see yourself. You can then choose whether to *Join with Video*. If you choose *Join without Video* your face will not be visible on the screen, but you can see the presentation.



STEP 7:

Click the blue "Join with Computer Audio" button



If your phone or computer does not have video capability and you would like to listen to the live presentation by phone, simply:

STEP 1: On your phone, use the number we gave you when you called in your RSVP.

STEP 2: Enter the meeting ID number when prompted.

You've just joined ZOOM by phone and are listening to our Lunch & Learn

Can't attend? All recordings of Lunch & Learns will be posted at: <https://mcuaaar.org/resources/videos/>

You have just joined our HBEC Lunch & Learn presentation on Zoom!

For more assistance contact:
313-664-2616